

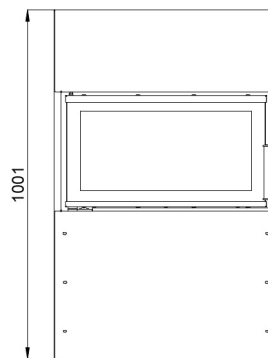

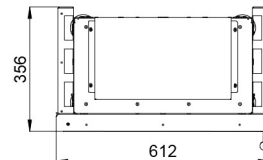
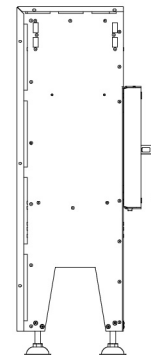
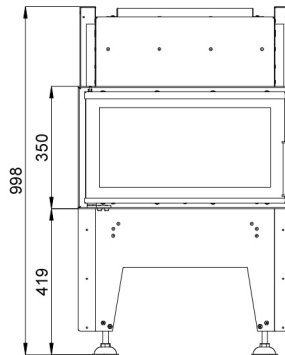


SPÉCIFICATION TECHNIQUES

Puissance	jusqu'à 2 kW
Temps de combustion	2,5 heures
Volume du récipient	2 litres
Combustible	bioéthanol
Poids de l'insert à gaz	51 kg
Poids de l'insert à gaz avec revêtement	69 kg



DESSIN TECHNIQUE



BEF SPIRIT 6

ČSN EN
13229